

7.5. Parking

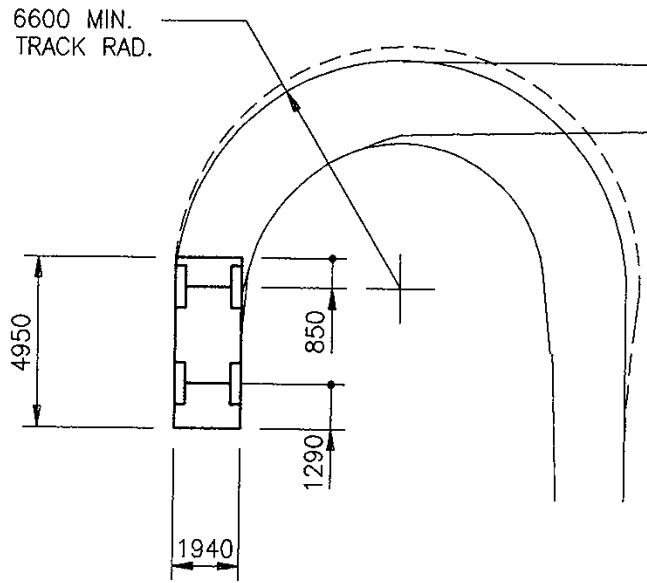
- 7.5.1. No vehicle parking provision is required for activities located on properties abutting the Westport main street (see definition).
- 7.5.2. Vehicle parking for activities other than above shall be provided to the standards in Table 7.2 and shall be located on the site.

Table 7.2: Number of parking spaces

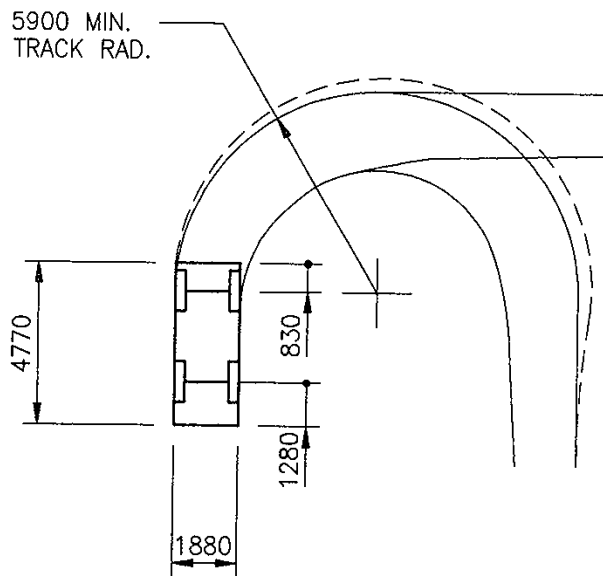
Activity	Spaces Required
Dwellings	One space per dwelling
Other residential activities and travellers accommodation	One space per unit, or bedroom suite, plus one space for staff for 10 units or part thereof
Restaurants, taverns, places of assembly, tourist related activities, backpacker dorms and camping grounds	One space per 5 people which the facility or activity is designed to accommodate or attract
Other commercial activities	One space, plus one extra space per 30m ² of gross floor area
Industrial activities	One space per 50m ² of gross floor area
Hospitals and Institutions	One space per five patient beds, and one space per staff member

- 7.5.3. All commercial and industrial activities must provide at least one loading space per site. A loading bay may be accepted as a parking space.
- 7.5.4. All parking and loading areas provided as per the requirements of this rule shall be designed in accordance with the dimensions specified in Figures 7.2A, 7.2B and 7.2C, Figure 7.3A and 7.3B and Table 7.3.
- 7.5.5. Off-street parking facilities shall be located on the site unless otherwise provided for in this rule.
- 7.5.6. The provision for parking and loading may be made as part of the yard space of that site.

Figure 7.2A - Vehicle tracking curves - car



99% MOTORCAR
SCALE 1:200



90% MOTORCAR
SCALE 1:200

Figure 7.2B - Vehicle tracking curves - truck

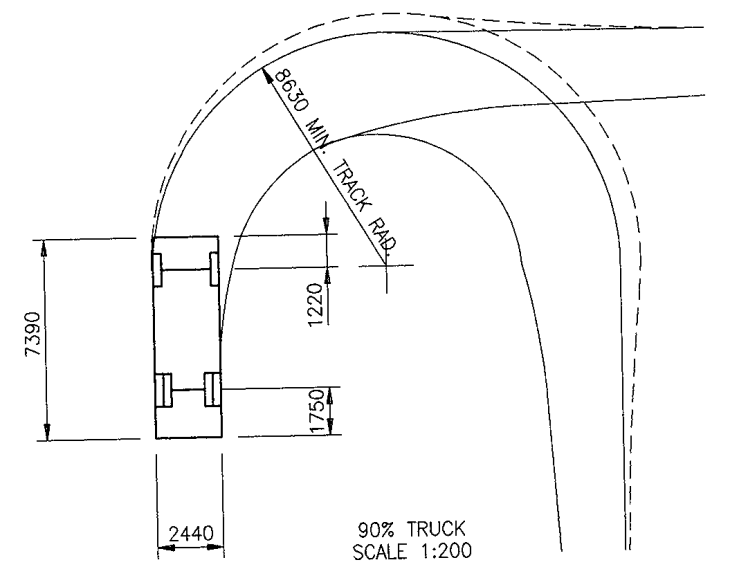
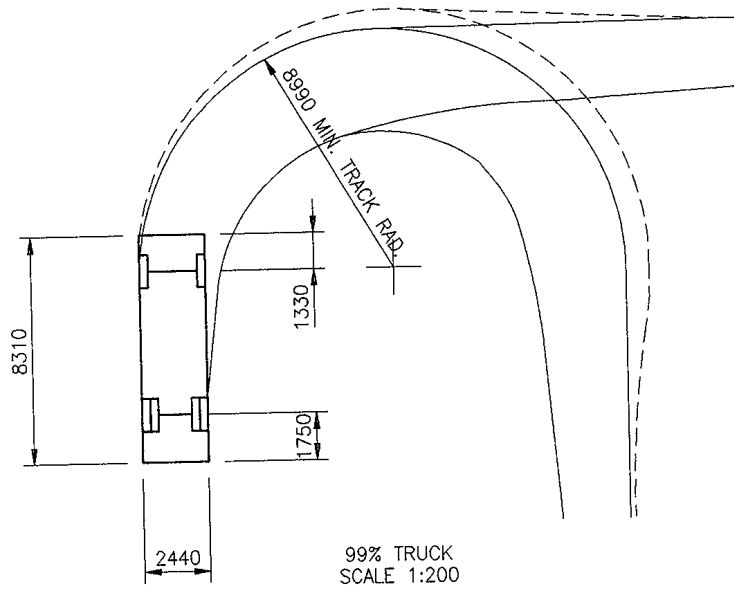


Figure 7.2C - Vehicle tracking curves - bus

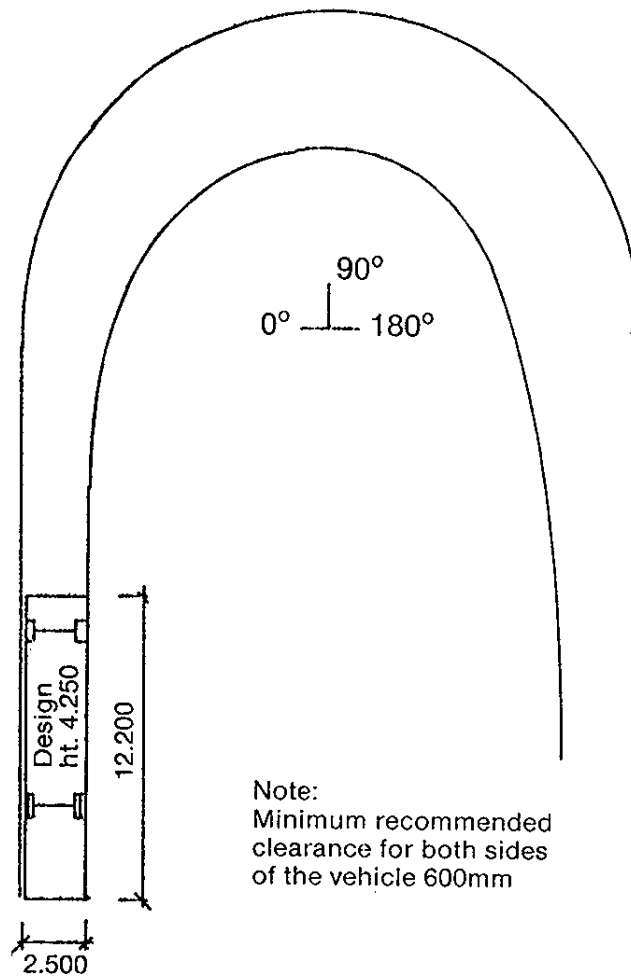


Figure 7.3a - Angled Parking Layout

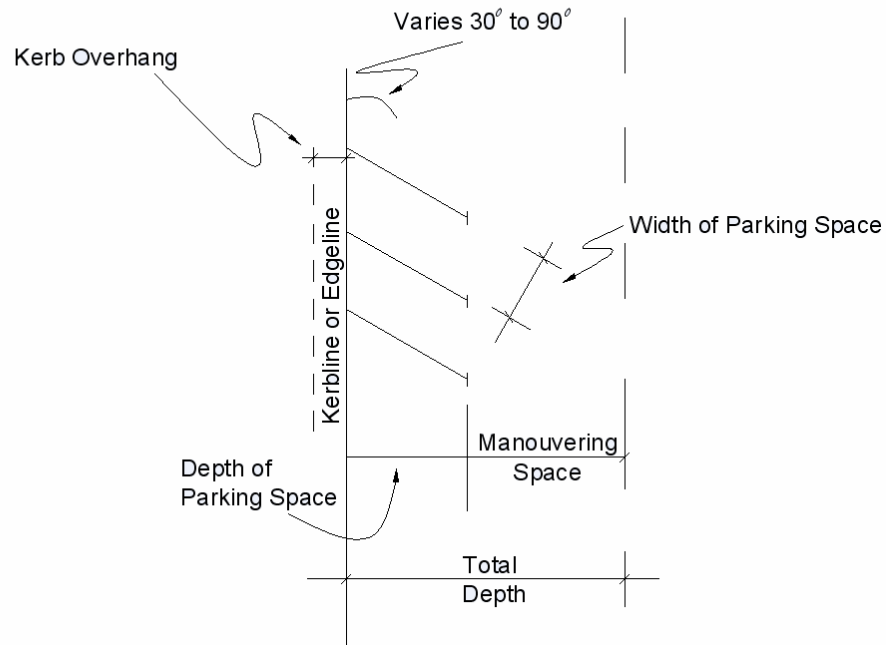


Figure 7.3b - Parallel Parking Layout

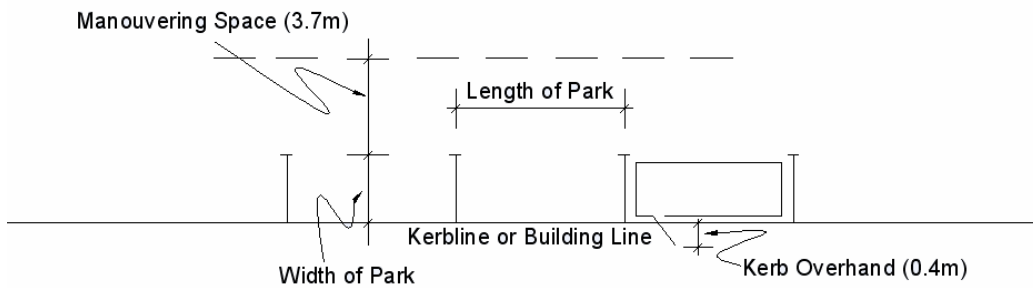


Table 7.3: Manoeuvring and Parking Space Dimensions

Parking Angle	Width of Parking Space (m)	Kerb Overhang (m)	Depth of Parking Space (m)	Manoeuvring Space (m)	Total Depth (m)
90°	2.5	1.0	4.9	8.2	13.1
	2.6			7.3	12.2
	2.7			6.4	11.3
75°	2.5	1.0	5.2	5.5	10.7
	2.6			4.9	10.1
	2.7			4.3	9.5
60°	2.5	1.0	5.2	4.0	9.2
	2.6			3.7	8.9
	2.7			3.7	8.9
45°	2.5	0.8	4.9	3.7	8.6
	2.6				
	2.7				
30°	2.5	0.6	4.0	3.7	7.7
	2.6				
	2.7				
Parallel Parking	2.5	0.4	2.9	3.7	6.2
	2.6		3.0		6.3
	2.7		3.1		6.4

Note: Spaces adjacent to walls should be 300mm wider.

7.5.7. Explanation/Reasons

- 7.5.7.1. On-site parking is required to ensure there are adequate off-street parking facilities to provide for the activities accommodated on a site. The standards aim to ensure that the capacity of roads is not unduly reduced by parked or manoeuvring vehicles. The specific requirements for each activity have been determined after having regard to the nature of the activity, likely traffic generating capacity and other relevant effects. However, standards may be reduced where there are unusual or unique characteristics of the activity which affect traffic generation. In the Urban Character Areas cash in lieu of car parking may be accepted into a fund which will be used solely for the provision and upgrading of public car parking facilities.